



**ANG MO KIO
PRIMARY SCHOOL**



2024

Primary 1 Orientation



**Information for
Parents/Guardians**



Our Vision

Every Child, a Confident Person,
a Joyful Learner and a Caring Citizen

Our Mission

To Care, To Guide, To Inspire

Our Motto

Rise and Shine

Our R³IC²E Values

Resilience

Respect

Responsibility

Integrity

Care

Courage

Excellence

CONTENTS

Description	Page
List of Useful Contacts	4
Principal's Welcome Note	5
Tips on Preparing Your Child/Ward for Primary School	6 - 7
General Information	8 - 10
Useful Resources for Parents/Guardians	11
Parents Gateway (PG)	12 - 14

LIST OF USEFUL CONTACTS

Ang Mo Kio Primary School 20 Ang Mo Kio Avenue 3 Singapore 569920 Tel: 6452 0794 Fax: 6458 8121 Email: amkps@moe.edu.sg Website: https://angmokiopri.moe.edu.sg General Office Opening Hours: Mondays – Fridays (Excluding public holidays) 7.30 a.m. – 5.00 p.m.	
School Bookshop Ricky Book Centre Tel: 81138887 Fax: 65679035 Website: https://www.rickybookcentre.com.sg Operating Hours: Mondays – Fridays (During term time) 9.00 a.m. – 3.00 p.m.	School Uniform Beau Voix Uniform Tel: 6743 6645 Fax: 6744 7084 Website: https://beauvoix.com
School Bus Operator Janamos Transport Service JTS Contact person: Mr Amos Wong Tel: 9169 3336 (Mobile)	School Dental Service Tel: 8764 5842
Student Care Centre NASCANS Tel: 8876 1576 Email: amksc@nascans.com	

PRINCIPAL'S WELCOME NOTE

Dear Parents/Guardians,

Welcome to Ang Mo Kio Primary School!

We are delighted to have your child/ward with us and you as our partners-in-education at Ang Mo Kio Primary School (AMKP). In AMKP, we believe that every child matters, is unique and has the potential to make a difference. For the next 6 years, your child/ward can look forward to a holistic education, one which focusses on meaningful learning experiences in the moral, intellectual, physical, social, leadership and aesthetic domains.

We are committed to creating a learning environment which builds positive attitudes towards life and learning. As members of our children's families, you are our important partners in nurturing them to RISE and SHINE.

We have prepared this Orientation Handbook to help you understand our school better. The information will help you to prepare your child/ward for the beginning weeks of primary school. Do approach us if you need clarifications.

We look forward to partnering with you to support the discovery, learning and growth of our students.

Yours sincerely,

Mrs Lim Bee Lay

Principal

TIPS ON PREPARING YOUR CHILD/WARD FOR PRIMARY SCHOOL

Teach your child/ward to:

- ❖ Wear his/her uniform (including his/her shoes) independently
- ❖ Pack his/her belongings
- ❖ Take care of his/her belongings
- ❖ Clean up after himself/herself after visiting the toilet



If your child/ward is unwell, please take him/her to a doctor and rest at home. He/she should return to school only when he/she has fully recovered.

Things to bring on the first day of school:

- Small Bag
- Water bottle
- Pencil case
- Colour pencils
- A wallet with \$2
- Snacks kept in a lunchbox for the snack break

Note:

- ❖ Label your child/ward's books, files and belongings e.g. **wallet/purse, water bottle, inside of school shoes, coloured pencil box set** with your child/ward's full name and class for easy identification.
- ❖ All books and files are not needed on the first 3 days of school.
- ❖ The class time-table will be given to students at a later date.

Things that should not be brought to school:

- Big and bulky school bags e.g. trolley bags
- Toys and comfort items e.g. small blankets, small pillows
- Electronic items e.g. mobile phone, smart watch, tablet
- Sharp objects e.g. pen knife, scissors


GENERAL INFORMATION

P1 Name Card & Coloured Lanyard

A lanyard with a name card stating your child's/ward's name and class will be given to him/her by his/her Form Teachers on the first day of school. Please ensure that he/she wears the lanyard around his/her neck for at least a month until he/she is familiar with the dismissal routine.

Sample

Front

	ANG MO KIO PRIMARY SCHOOL
Name of student	
P1 Resilience	

Back

After School Arrangement

<input type="checkbox"/>	SCC in AMKP				
<input type="checkbox"/>	External SCC: _____				
<input type="checkbox"/>	Take School bus No: _____				
<input type="checkbox"/>	Pick up by Parent/Guardian at Gate C:				
<table border="1"><tr><td>Name of Parent/Guardian</td><td></td></tr><tr><td>Contact No.</td><td></td></tr></table>		Name of Parent/Guardian		Contact No.	
Name of Parent/Guardian					
Contact No.					
<input type="checkbox"/>	Name of older sibling: _____				
	Class: _____				

SCHOOL HOURS

The 2024 school year for Primary 1 students will start on **Tuesday, 2 January 2024**.

2 and 3 Jan 2024	4 Jan onwards
Reporting time: 8.00 a.m. Dismissal time: 1.30 p.m	Reporting time: 7.30 a.m. Dismissal time: 1.30 p.m.

DISMISSAL ARRANGEMENT

Pick up by parents/guardians	Parents/Guardians will wait at the front of foyer.
School buses	Bus drivers will pick up the students from the Hall.
School-based Student Care Centre (SCC) - NASCANS	Student Care Mentors will pick up the students from the Hall.
External Student Care Centres (SCC): ❖ Child at Street 11 ❖ Stamford Scholar ❖ Allkin Singapore ❖ The Next Lap (AMK) ❖ Banyan Tree (AMK)	External SCC personnel will pick up the students from the Hall. Do note that arrangements for the External SCC personnel to pick up the students from the school will have to be made between parents/guardians and the external SCC.
<p>Note:</p> <ul style="list-style-type: none"> ❖ Do pick up your child/ward punctually at dismissal to reduce his/her anxiety as he/she is adjusting to a new environment. ❖ Do inform the Form Teachers of your child/ward should you have a different dismissal arrangement on the first day of school, for example, if you are fetching your child/ward from school instead of having him/her take the school bus. 	

RECESS

8.45 a.m. to 9.15 a.m.

PARENTS' ENGAGEMENT WORKSHOP

Venue	2 Jan 2024
Hall	8.00 a.m. to 8.40 a.m

SNACK BREAK

Between 11.30 a.m. to 12.15 p.m.

Note:

- ❖ Please pack some healthy snacks such as wholemeal buns, oat biscuits, dried fruits etc for your child/ward to consume during the snack break.


USEFUL RESOURCES FOR PARENTS/GUARDIANS

Ministry of Education has shared the following resources with you via Parents Gateway to help you better prepare your child/ward for Primary 1. Do refer to the resources for useful tips on supporting your child/ward through the Primary 1 journey.

- **Parent-Child Activity Book (Digitalised version)**

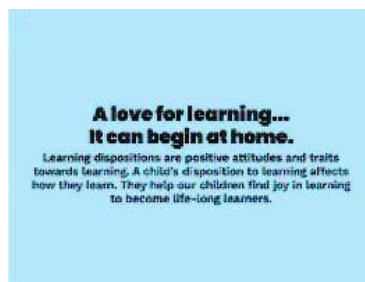


- **How parents can support their child by nurturing skills like reading and in social-emotional learning?**



Link: <https://go.gov.sg/moe-supporting-your-child-through-p1-journey>

- **How parents can develop a positive learner?**



Link: <https://go.gov.sg/moe-developing-positive-learner>

PARENTS GATEWAY (PG)

Parents Gateway is a mobile app developed by MOE to support parents' involvement in their child/ward's educational journey. The app enables you to receive information from the school and perform a range of administrative functions such as giving consent for school programmes, activities and declaring travel plans.

We strongly encourage you to download Parents Gateway on your mobile phone (available on iOS and Android platforms only). Upon successful download, the app will guide you through a simple one-time onboarding process. You may refer below for the step-by-step guide.

Step 1 – SingPass Registration and 2FA Activation

For PG onboarding, SingPass registration and 2FA activation processes are required. If you have not registered for a SingPass or/and have not activated the 2FA, please visit the SingPass website (<https://www.singpass.gov.sg>), or scan the QR codes below to do so. Should you require further assistance, please contact the SingPass Helpdesk at 6643 0555.

SingPass Registration	2FA Activation
	

Step 2 – Downloading Parents Gateway Mobile App

- a. Open Apple App Store, Huawei App Gallery or Google Play Store app on your mobile phone.
- b. Search for the 'Parents Gateway' mobile app, or scan the QR code below.

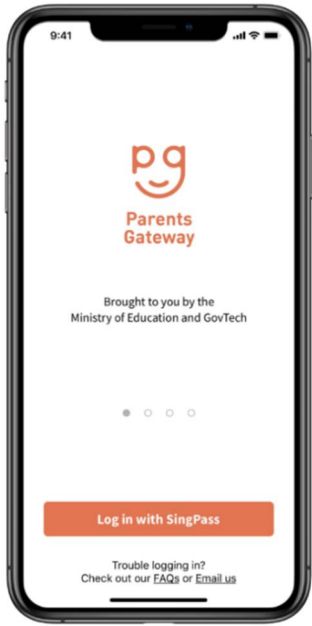

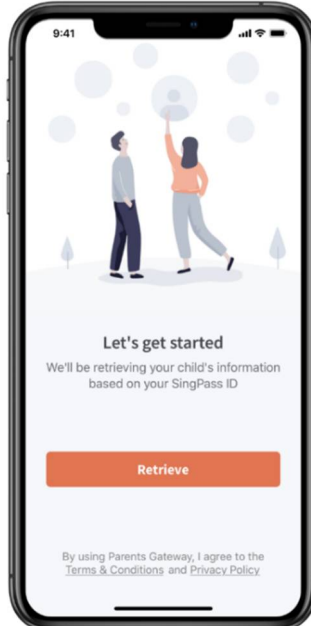


- c. Download and install the app on your phone.
- d. Enable '**Allow Notifications**' to receive push notifications.

*If you have more than one child/ward from more than one school, you will be able to view all notifications within PG.

Step 3 – Logging into Parents Gateway Mobile App

Note: Supported OS Versions - **Android 5.0 or later & iOS 9.1 or later**

<p>1. Tap on “Log in with SingPass”.</p>	<p>2. Log in with your SingPass (and 2FA).</p>	<p>3. Tap on “Retrieve” to retrieve your child/ward’s* information.</p>
		
<p>4. Tap on “Done” to complete onboarding.</p>	<p>5. You should see your child/ward’s* initial(s) and announcements and/or consent forms posted by the school (if any).</p>	
